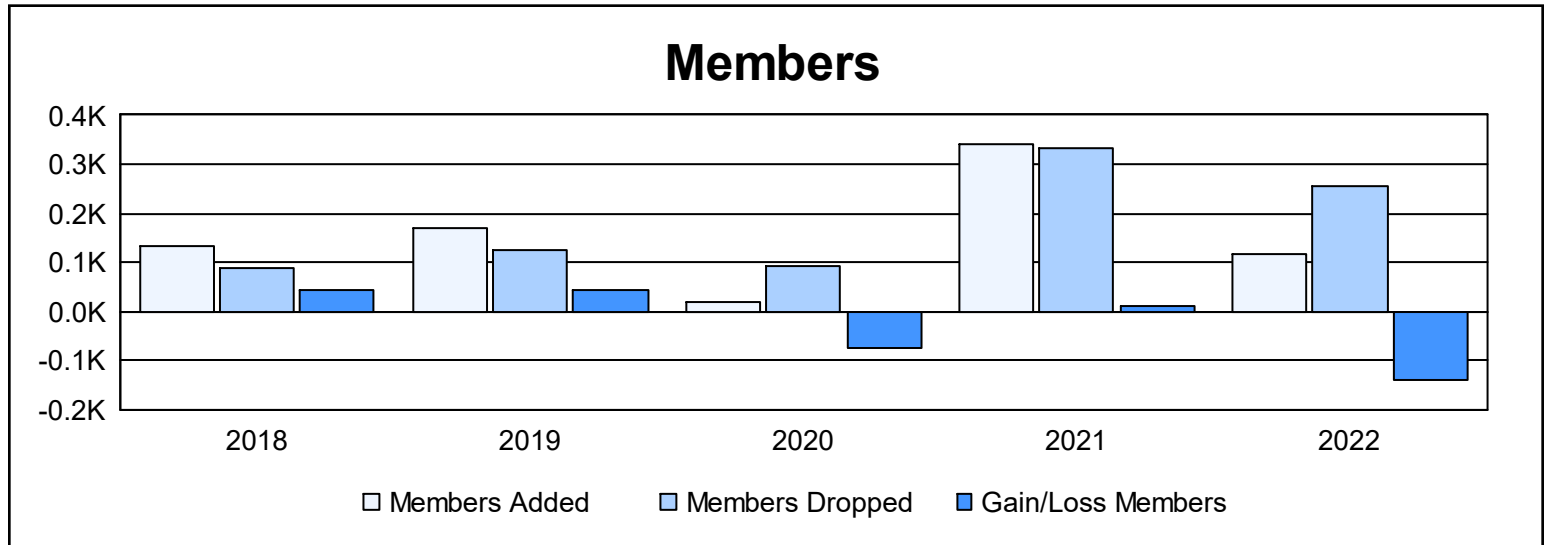
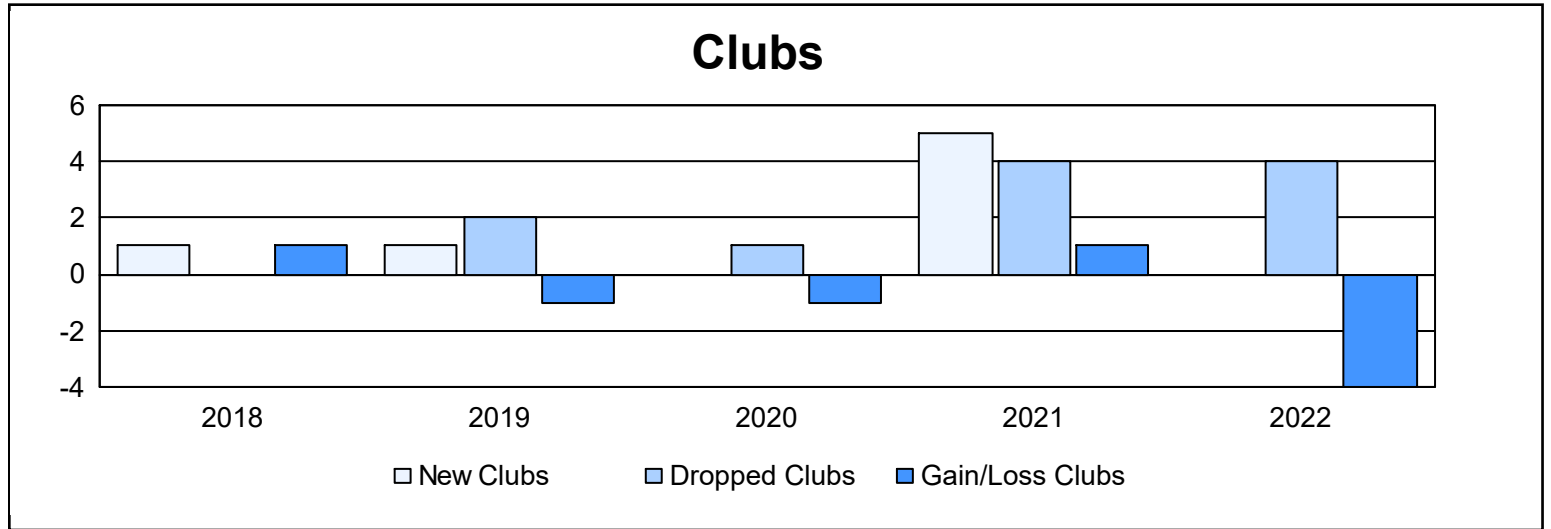
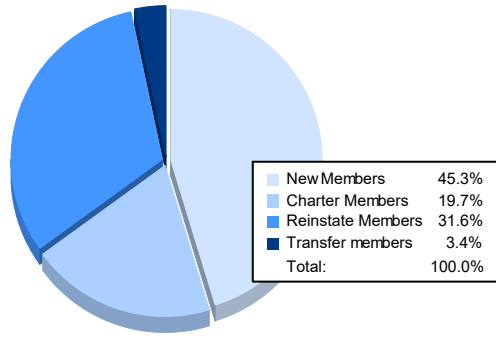


Year	New Clubs	Dropped Clubs	Gain/ Loss Clubs	New Members	Charter Members	Reinstate Members	Transfer Members	Total Member Added	Total Members Dropped	Gain/ Loss Members
2017-2018	1	0	1	92	32	3	5	132	90	42
2018-2019	1	2	-1	67	98	2	4	171	126	45
2019-2020	0	1	-1	9	0	4	5	18	92	-74
2020-2021	5	4	1	134	167	31	10	342	333	9
2021-2022	0	4	-4	53	23	37	4	117	257	-140
<b>Average</b>	<b>1</b>	<b>2</b>	<b>-1</b>	<b>71</b>	<b>64</b>	<b>15</b>	<b>6</b>	<b>156</b>	<b>180</b>	<b>-24</b>



### Membership Composition June 2022 Cumulative



### Gender Composition June 2022 Cumulative

